

Rev	Description	Date	By
D	ADDED FINISH DESIGNATION 2	09/21/06	JSC

PART NUMBER DESCRIPTION
 SRC 2 ____ 425 126 - 0

SERIES DESIGNATOR
 SRC - SHROUDED R/A HDR
 .100 SPACING

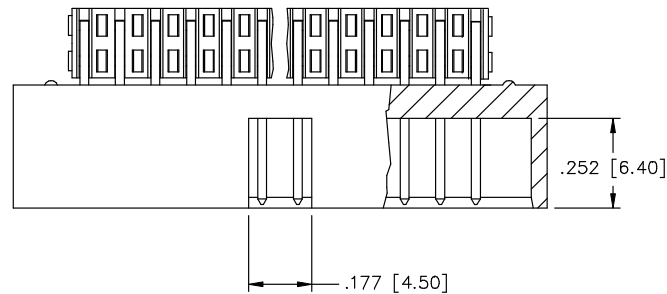
NUMBER OF ROWS
 2 - 2 ROW

POSITIONS PER ROW
 05, 08, 10, 13, 17, 20, 25, 30, 32

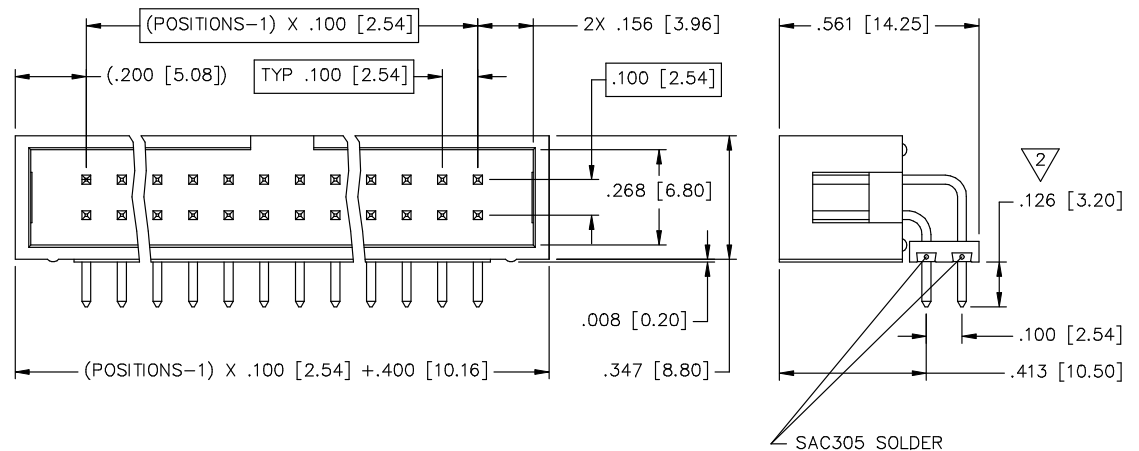
DESIGN VARIATION
 0 - STANDARD

SOLDER TAIL LENGTH
 .126 [3.20] (AS SHOWN)

SOLDER TYPE (SAC305)
 N - NO-CLEAN FLUX
 M - SOLID CORE



CONTACT FINISH DESIGNATION $\triangleleft 2 \triangleleft 4$		
DESIGNATION	MATING ZONE	SOLDER TAIL
B	GOLD - 10 MICROINCHES	PURE TIN - 100 MICROINCHES
C	GOLD - FLASH	PURE TIN - 100 MICROINCHES
S	GOLD - FLASH	GOLD - FLASH
2	GOLD - 10 MICROINCHES	GOLD - 10 MICROINCHES



NOTES: UNLESS OTHERWISE SPECIFIED

1 INTERPRET THIS DRAWING IN ACCORDANCE WITH ASME Y14.5M - 1994

2 FOR OTHER SIZES, FINISHES, SOLDER TAIL LENGTHS OR ADDITIONAL DATA CONSULT TEKA CUSTOMER SERVICE

3 CONNECTOR SOLDER VOLUME BASED ON APPLICATION TO A $.062 \pm .007$ [1.58 ± 0.18] THICK PRINTED CIRCUIT BOARD

4 ALL PURE TIN FINISHES ARE LOW STRESS / WHISKER MITIGATING.

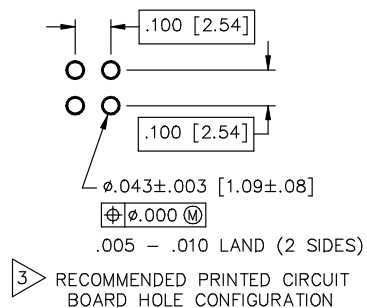
MATERIALS:


HOUSING: HIGH TEMPERATURE THERMOPLASTIC, UL RATED 94-V0

CONTACT: COPPER ALLOY

SOLDER: SEE PART NUMBER DESCRIPTION

CONTACT FINISH: (SEE PART NUMBER DESCRIPTION)



Unless otherwise specified: All dimensions are: Inches [mm]	Drawn by: J CACHINA	Date: 01/26/06	 AN INTERPLEX INDUSTRIES CO. 100 PIONEER AVE. WARWICK, R.I. 02888 TEL: (401) 785-4110 FAX: (401) 781-5730 E-MAIL: sales@teka.com
-Tolerances-	Checked by: JSC	Date: 01/26/06	
No of places IN [mm]	Title: SB SHRD R/A HDR - .100 [2.54] PITCH (ROHS COMPLIANT)		Part No: SRC2____425_126-0
one ±.1 ±2,54	Ref No: S20604		Scale: 3:1
two ±.02 ±0,5			Sheet 1 of 1
three ±.010 ±0,25			
Angular ±2°			