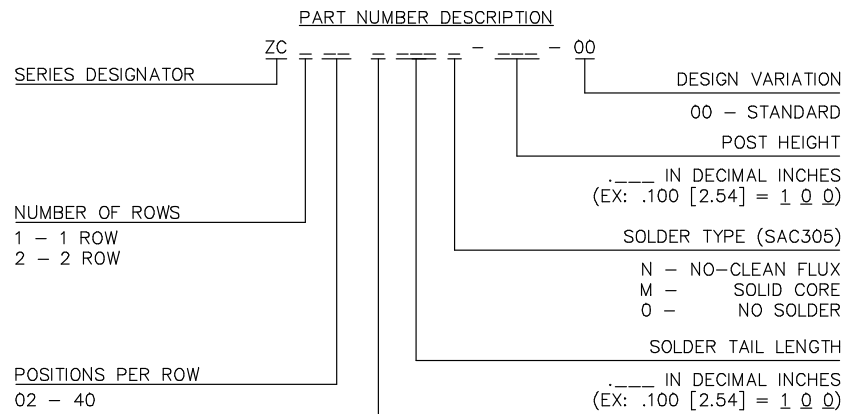


Rev	Description	Date	By
A	INITIAL RELEASE	03/27/06	JSC



CONTACT FINISH DESIGNATION 5		
DESIGNATION	MATING ZONE	SOLDER TAIL
S	GOLD - FLASH	GOLD - FLASH
Z	GOLD - 10 MICROINCHES	GOLD - 10 MICROINCHES
C	GOLD - FLASH	PURE TIN - 100 MICROINCHES
B	GOLD - 10 MICROINCHES	PURE TIN - 100 MICROINCHES
H	GOLD - 30 MICROINCHES MIN	PURE TIN - 100 MICROINCHES
0	PURE TIN - 100 MICROINCHES	PURE TIN - 100 MICROINCHES

- NOTES: UNLESS OTHERWISE SPECIFIED
- INTERPRET THIS DRAWING IN ACCORDANCE WITH ASME Y14.5M - 1994
 - FOR OTHER SIZES, FINISHES, SOLDER VOLUMES OR ADDITIONAL DATA CONSULT TEKA CUSTOMER SERVICE DEPARTMENT.
 - CONNECTOR SOLDER VOLUME BASED ON APPLICATION TO A .062±.007 [1.58±0.18] THICK PRINTED CIRCUIT BOARD.
 - CONTACT MATING ZONE LENGTH (GOLD AREA) FOR SELECTIVE FINISHES IS .165 [4.19]
 - ALL TIN FINISHES SHOWN ARE LOW STRESS / MITIGATING

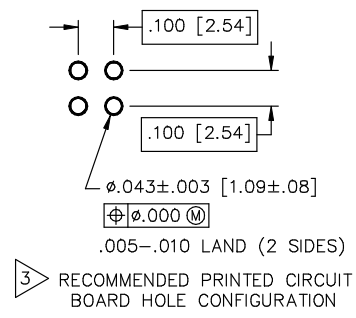
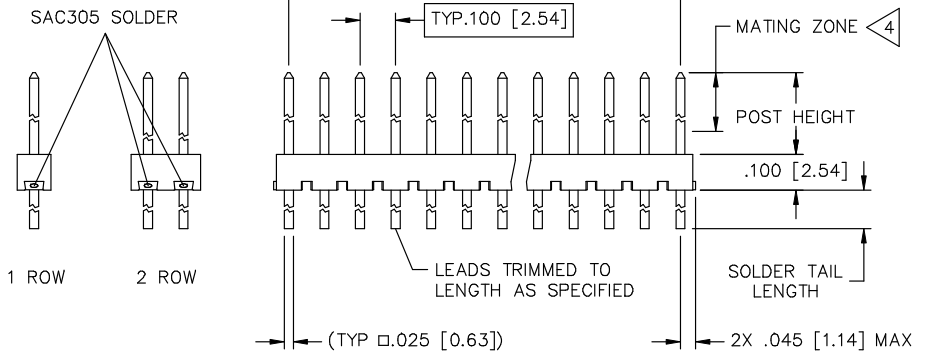
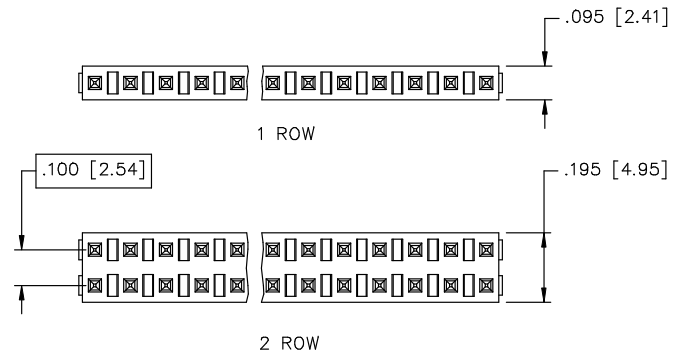
MATERIALS:


HOUSING: HIGH TEMPERATURE THERMOPLASTIC, UL RATED 94-V0

CONTACT: COPPER ALLOY

SOLDER: SEE PART NUMBER DESCRIPTION

CONTACT FINISH: (SEE PART NUMBER DESCRIPTION)



Unless otherwise specified: All dimensions are: Inches [mm]	Drawn by: J CACHINA	Date: 03/27/06	 AN INTERPLEX INDUSTRIES CO. 100 PIONEER AVE. WARWICK, R.I. 02888 TEL: (401) 785-4110 FAX: (401) 781-5730 E-MAIL: sales@teka.com
-Tolerances-	Checked by: JSC	Date: 03/27/07	
No of places IN [mm]	Title: SB HEADER (MOD) - .100 [2.54] PITCH (ROHS COMPLIANT)		Part No: ZC-----00
one ±.1 ±2.54	Ref No: S20612		Scale: 3:1
two ±.02 ±0.5			Sheet 1 of 1
three ±.010 ±0.25			
Angular ±2°			