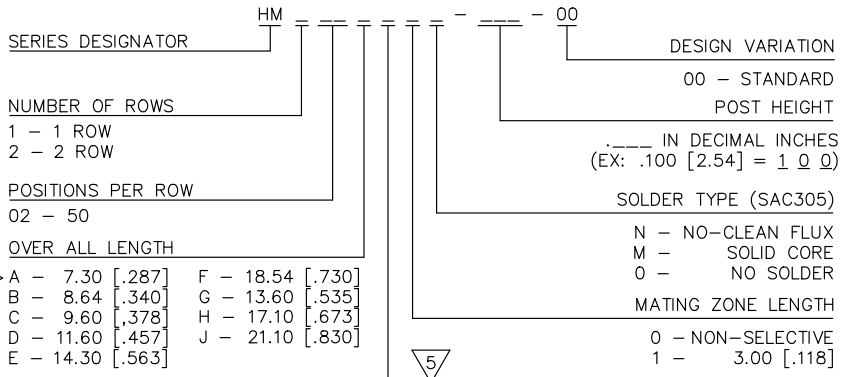


Rev	Description	Date	By
A	INITIAL RELEASE	09/15/05	JSC

PART NUMBER DESCRIPTION



4

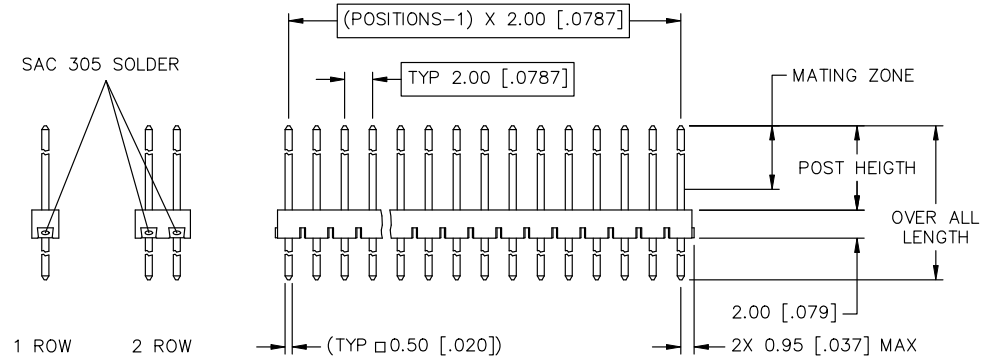
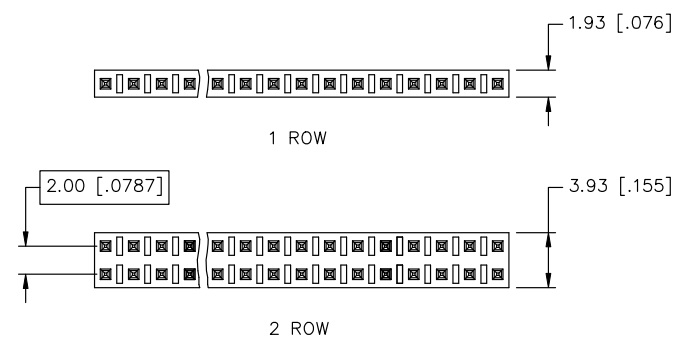
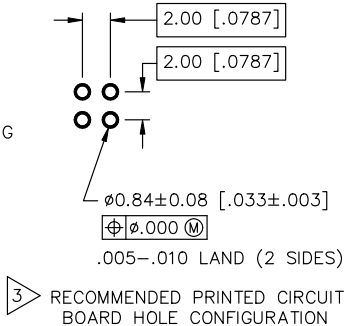
A - 7.30 [.287]	F - 18.54 [.730]
B - 8.64 [.340]	G - 13.60 [.535]
C - 9.60 [.378]	H - 17.10 [.673]
D - 11.60 [.457]	J - 21.10 [.830]
E - 14.30 [.563]	

5

CONTACT FINISH DESIGNATION		
DESIGNATION	MATING ZONE	SOLDER TAIL
S	GOLD - FLASH	GOLD - FLASH
2	GOLD - 10 MICROINCHES	GOLD - 10 MICROINCHES
C	GOLD - FLASH	PURE TIN - 100 MICROINCHES
B	GOLD - 10 MICROINCHES	PURE TIN - 100 MICROINCHES
H	GOLD - 30 MICROINCHES MIN	PURE TIN - 100 MICROINCHES
0	PURE TIN - 100 MICROINCHES	PURE TIN - 100 MICROINCHES

- NOTES: UNLESS OTHERWISE SPECIFIED
- INTERPRET THIS DRAWING IN ACCORDANCE WITH ASME Y14.5M - 1994
 - FOR OTHER SIZES, FINISHES, SOLDER VOLUMES OR ADDITIONAL DATA CONSULT TEKA CUSTOMER SERVICE DEPARTMENT
 - CONNECTOR SOLDER VOLUME BASED ON APPLICATION TO A $.062 \pm .007$ [1.58 ± 0.18] THICK PRINTED CIRCUIT BOARD
 - INDICATED LENGTHS AVAILABLE WITH NON-SELECTIVE FINISH ONLY.
 - ALL TIN FINISHES ARE LOW STRESS / WHISKER MITIGATING

MATERIALS:
HOUSING: HIGH TEMPERATURE THERMOPLASTIC, UL RATED 94-VO
CONTACT: COPPER ALLOY
SOLDER: SEE PART NUMBER DESCRIPTION
CONTACT FINISH: (SEE PART NUMBER DESCRIPTION)



Unless otherwise specified: All dimensions are: mm [Inches]	Drawn by: J CACHINA	Date: 09/15/05	 AN INTERPLEX INDUSTRIES CO. 100 PIONEER AVE WARWICK, R.I. 02888 TEL: (401) 785-4110 FAX: (401) 781-5730 E-MAIL: sdes@teka.com HTTP://WWW.TEKAMS.COM
-Tolerances-	Checked by: JSC	Date: 09/15/05	
No of places one ±0,5 ±.020 two ±0,25 ±.010 three ±0,13 ±.005	Title: SOLDER BEARING HEADER - 2.00 MM PITCH (ROHS COMPLIANT)		Part No: HM------.00
Angular ±2°	Ref No: S20553	Scale: 3:1	Sheet 1 of 1